


S.M.P.S

LED Converter

Water Proof Converter

# F150W(V1) Series

150W single output with constant voltage circuit and PFC function



- Constant voltage design(C.V. mode)
- Built-in PFC function ● Wide input range
- Protections:  
Overload/Over voltage /Short circuit
- IP68 design for outdoor installations
- 100% full load burn-in test
- Suitable for LED lighting and moving sign applications
- Safety standards :  
EN61347-1, EN61347-2-13/J61347-1, J61347-2-13/K61347-1, K61347-2-13
- EMC standards :  
J55015/K00015, K61547, K61000-4-2, 3,4,5,6,11
- Metal case ● 5years warranty

IP68

ITEM		UPF150S12W(V1)	UPF150S24W(V1)	UPF150S36W(V1)	UPF150S48W(V1)
INPUT	VOLTAGE RANGE	AC90~264V			
	FREQUENCY RANGE	47~63Hz			
	POWER FACTOR	PF>0.9 at over 60% of rated power			
	EFFICIENCY(typ.)	88%	91%	91%	91%
	AC CURRENT(typ.)	1.27A/115VAC (typ) 0.8A/230VAC(typ)			
	INRUSH CURRENT(typ.)	COLD START 40A/230VAC			
	LEAKAGE CURRENT	<2.5mA / 230VAC			
OUTPUT	DC VOLTAGE	12V	24V	36V	48V
	RATED CURRENT Note2	10A@90-176VAC 12.5A@180-264VAC	5.62A@90-176VAC 6.25A@180-264VAC	3.74A@90-176VAC 4.16A@180-264VAC	2.8A@90-176VAC 3.12A@180-264VAC
	RATED POWER	150W	150W	150W	150W
	RIPPLE&NOISE(max.) Note3	170mVp-p	290mVp-p	410mVp-p	530mVp-p
	VOLTAGE ADJ. RANGE	Fixed. Can be modified within ±10% rated output voltage( But do not use over rated power)			
	VOLTAGE TOLERANCE Note4	±3%	±3%	±3%	±3%
	LINE REGULATION Note5	±1%	±1%	±1%	±1%
	LOAD REGULATION Note6	±2%	±2%	±2%	±2%
	SETUP,RISE TIME(max.)	3000ms,100ms/115VAC at full load		3000ms,100ms/230VAC at full load	
	HOLD UP TIME(typ.)	20ms/115VAC at full load		20ms/230VAC at full load	
PROTEC-TION	SHORT CIRCUIT	Hiccup mode ; recovers automatically after fault condition is removed			
	OVERLOAD	Over 110% of rating ; recovers automatically after fault condition is removed			
	OVER VOLTAGE	115~140% of rating			
ISOLA-TION	WITHSTAND VOLTAGE	I/P-O/P:AC3.75KV, I/P-F.G:AC1.88KV, O/P-F.G:AC0.5KV			
	ISOLATION RESISTANCE	I/P-O/P, I/P-F.G, O/P-F.G:DC500V 100Mohms(At room temp. & humid.)			
ENVIRON-MENT	WORKING TEMP.&HUMID.	-30~+70℃(Refer to "DERATING CURVE),20~95%RH			
	STORAGE TEMP.&HUMID.	-40~+80℃,10~95%RH			
	VIBRATION	10~500Hz, 5G 12min./1cycle, period for 72min. each along X, Y, Z axes			
OTHERS	DIMENSION	262*73*52.8mm(L*W*H)			
	PACKING	1.5Kg			

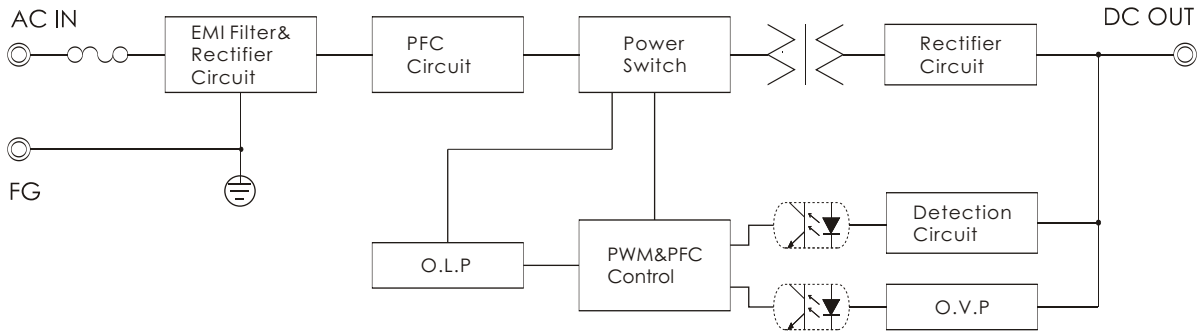
- NOTE**
1. All parameters not specially mentioned are measured at 220vac input, rared load and 25℃ of ambient temperature.
  2. Refer to "STATIC CHARACTRISTICS".
  3. Ripple & noise are measured at 20MHz of bandwidth by using a 12" twisted pare-wire terminated with 0.1 uF & 47uF parallel capacitor.
  4. Tolerance : includes set up tolrance, line regulation and load regulation.
  5. Line regulation is measured from low line to high line at rated load.
  6. Load regulation is measured from low 0% to 100% rated load.

S.M.P.S

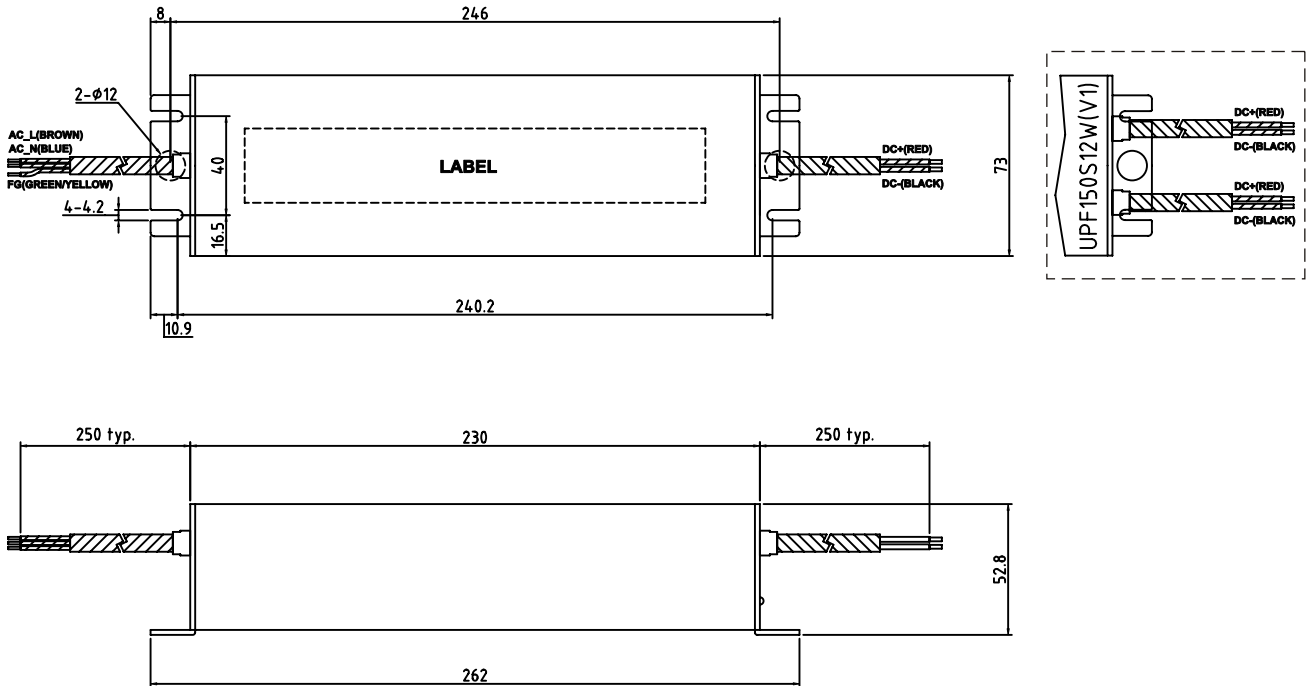
LED Converter

Water Proof Converter

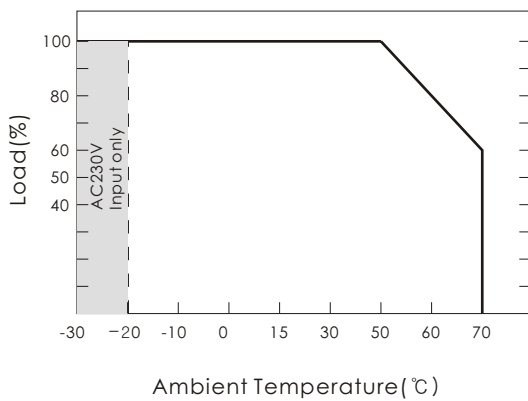
■ BLOCK DIAGRAM



■ DIMENSIONS (unit:mm)



■ DERATING CURVE



■ STATIC CHARACTERISTICS

