

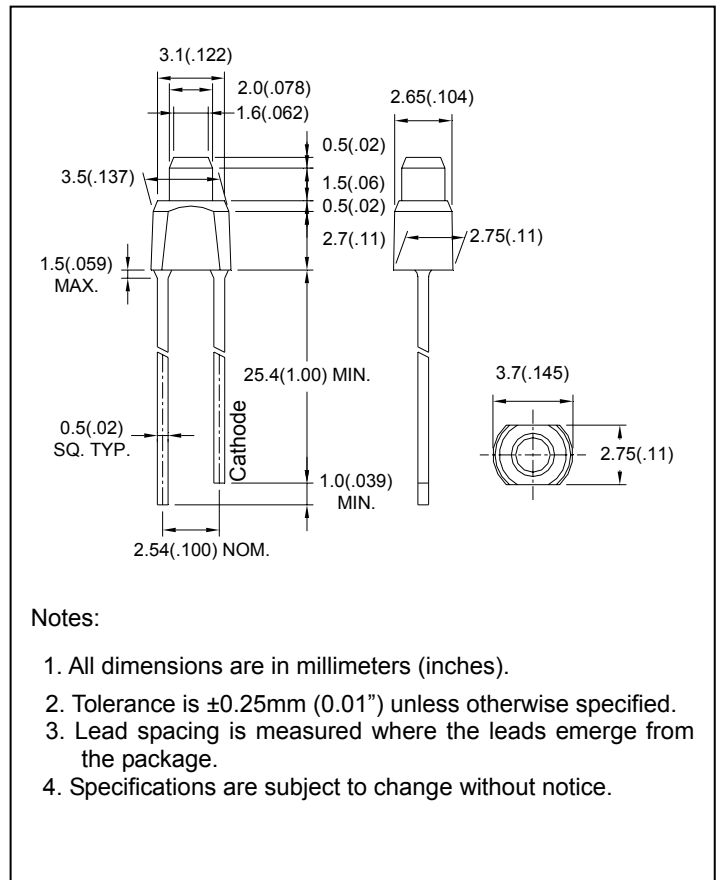
● Features:

1. Chip material: GaAsP/GaP
2. Emitted color : Super Yellow
3. Lens Appearance : Yellow Diffused
4. General purpose leads.
5. Low power consumption.
6. Compatible/ low current requirements
7. Reliable and rugged.
8. This product don't contained restriction substance, compliance ROHS standard.

● Applications:

1. TV set
2. Monitor
3. Telephone
4. Computer
5. Circuit board

● Package dimensions:



● Absolute Maximum Ratings($T_a=25^\circ\text{C}$)

| Parameter | Symbol | Rating | Unit |
|------------------------------------|-----------|---|------|
| Power Dissipation | P_d | 80 | mW |
| Forward Current | I_F | 30 | mA |
| Peak Forward Current* ¹ | I_{FP} | 150 | mA |
| Reverse Voltage | V_R | 5 | V |
| Operating Temperature | T_{opr} | $-40^\circ\text{C} \sim 80^\circ\text{C}$ | |
| Storage Temperature | T_{stg} | $-40^\circ\text{C} \sim 85^\circ\text{C}$ | |
| Soldering Temperature | T_{sol} | 260°C (for 5 seconds) | |

*¹Condition for I_{FP} is pulse of 1/10 duty and 0.1msec width.

● Electrical and optical characteristics(Ta=25°C)

| Parameter | Symbol | Condition | Min. | Typ. | Max. | Unit |
|--------------------------|------------------|-------------------|------|------|------|---------------|
| Forward Voltage | V_F | $I_F=20\text{mA}$ | - | 2.1 | 2.6 | V |
| Luminous Intensity | I_v | $I_F=20\text{mA}$ | - | 7.0 | - | mcd |
| Reverse Current | I_R | $V_R=5\text{V}$ | - | - | 100 | μA |
| Peak Wave Length | λ_p | $I_F=20\text{mA}$ | - | 585 | - | nm |
| Dominant Wave Length | λ_d | $I_F=20\text{mA}$ | 582 | - | 592 | nm |
| Spectral Line Half-width | $\Delta \lambda$ | $I_F=20\text{mA}$ | - | 35 | - | nm |
| Viewing Angle | $2\theta_{1/2}$ | $I_F=20\text{mA}$ | - | 120 | - | deg |

● Typical Electro-Optical Characteristics Curves

Fig.1 Relative intensity vs. Wavelength

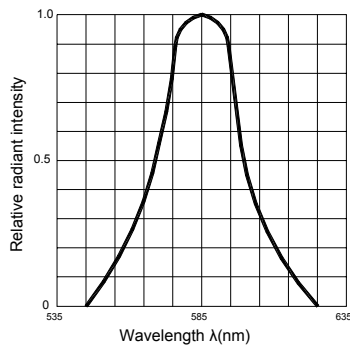


Fig.2 Forward current derating curve vs. Ambient temperature

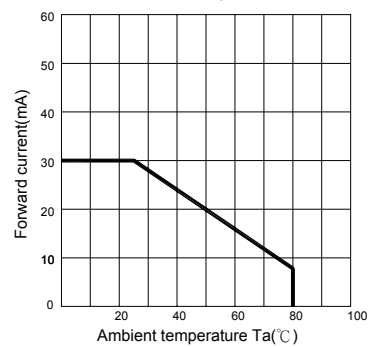


Fig.3 Forward current vs. Forward voltage

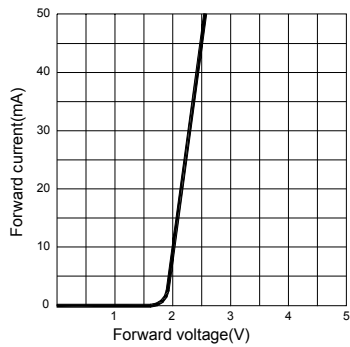


Fig.4 Relative luminous intensity vs. Ambient temperature

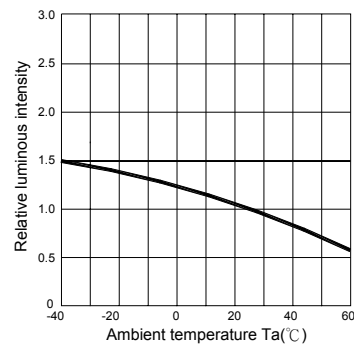


Fig.5 Relative luminous intensity vs. Forward current

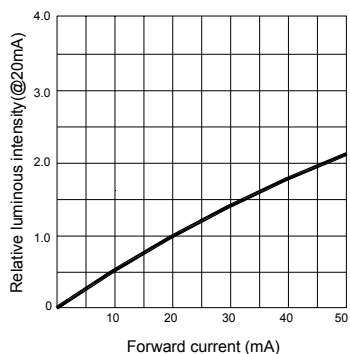


Fig.6 Radiation diagram

